



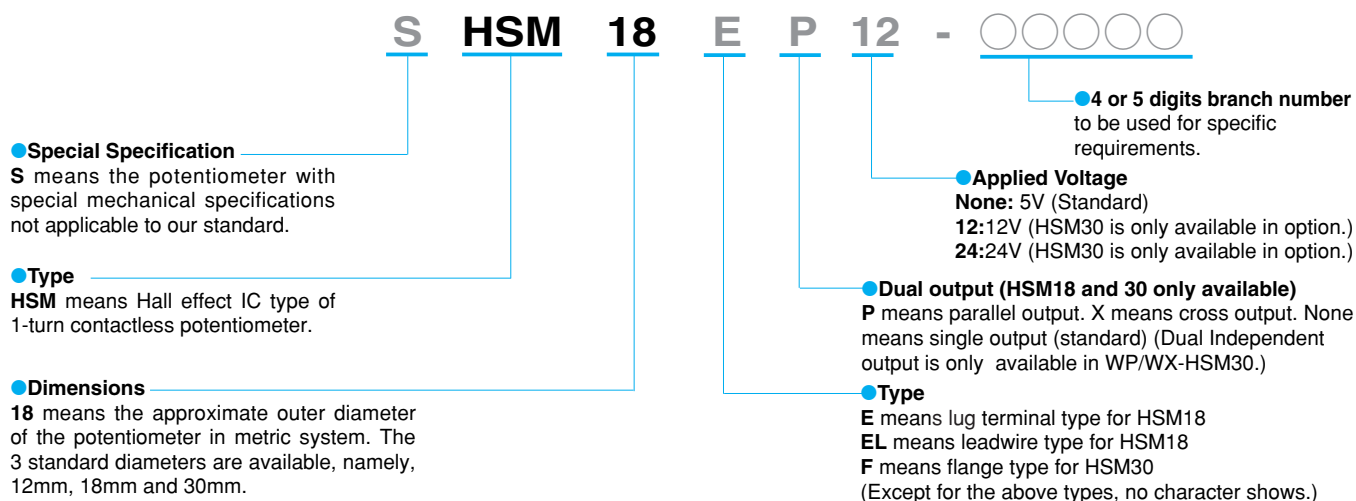
1-turn Contactless potentiometer

(Hall effect IC type)

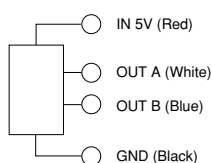
SAKAE Contactless potentiometers using hall effect IC are low-cost types with high performance which was researched and developed based on our experience of contactless inductance type potentiometers. Hall effect IC itself has ever been used in many kinds of our joystick controllers. We have established great trust with many users and achieved satisfactory performance.

To meet with a request for potentiometer type, we studied unique circuit configuration and inner construction. As a result of our study, we have finally completed producing a high-performance product with EMS durability. The Contactless potentiometer has very long life expectancy and excellent resistance to vibration due to its contactless element, which can meet many types of applications in different industrial field.

THE NOMENCLATURE OF SAKAE 1-TURN CONTACTLESS POT. SERIES

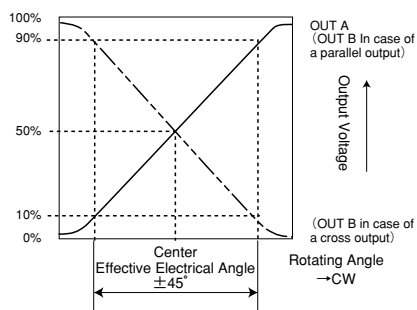


Leadwire (terminal) Connection Diagram



Note: Above colors means the colors of the leadwires

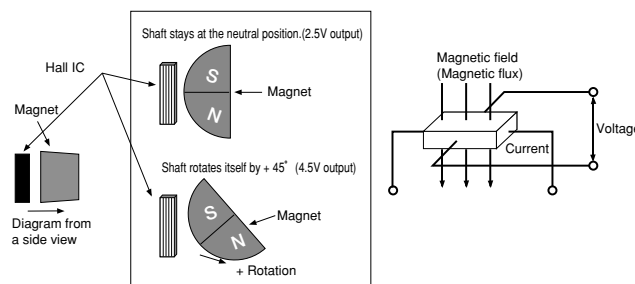
Output Characteristics



Construction and Output Voltage

Construction

Semicylinder permanent magnet is joined to shaft. The magnet rotates and passes near Hall effect IC installed in circuit board as per the below diagram.



Output Voltage

In case shaft stays at the neutral position, the distance between S pole and Hall effect IC is the same as that between N pole and Hall effect IC. Therefore, magnetic fields of S pole and N pole get balanced out and Hall IC does not have an effect on magnetic fields, namely, 0(Zero) magnetic field. In this condition, the output voltage of Hall effect IC is set to 2.5V.

In case shaft rotates in the direction of plus, Hall effect IC gradually has more effect on magnetic field from S pole depending on the rotation angle. Due to this, the output voltage increases and turns around 4.5V at $+45^\circ$ (in case of HSM18E). While, rotating in the direction of minus, Hall effect IC has more effect on magnetic field from N pole, then the output voltage decreases and turns around 0.5V at -45° . Therefore, Hall effect IC output gets around 0.5V to 4.5V between $\pm 45^\circ$ in proportion to the rotation angle.